



SLOVENIAN VETERAN ATHLETIC ASSOCIATION

## 6th annual Interstate masters match

Austria - Czech Republic – Croatia - Hungary – Swiss - Slovenia

## RESULTS

Ptuj, 26. 8. 2017

## **VODSTVO TEKMOVANJA**

***Direktor tekmovanja - dr. Lorenčič Aleksander***

***Tajništvo - Marija Pralija***

***Vodja tehnične službe - Gorazd Rajher***

***Prijavnica - Ivančič Franc in Luka Medic***

***Prva pomoč - Nuša Turk***

***Tehtanje orodja – Luka Medic***

***Napovedovalci - Miki Prstec, Mako Sluga, Jure Novak***

***Vodja sodnikov - Aleš Bezjak***

***Glavni sodnik za skok s palico in skoku v višino - Andrej Petrovič***

***Glavni sodnik za skok v daljino in troskok - Hedvika Korošak***

***Glavni sodnik za met kopja in suvanje krogle - Melani Hentak***

***Glavni sodnik za met kladiva in met diska - Gorazd Rajher***

***Glavni sodnik na cilju - Stanislav Krajnc***

***Fotofiniš in obdelava rezultatov – HALS - mjerimo***

## COMPETITION PARTICIPANTS

| Rb | Country / Zemlja             | Team color | Team manager | Number of athletes | Number of start places |
|----|------------------------------|------------|--------------|--------------------|------------------------|
| 1. | AUT - Austria, Austrija      |            |              | 31                 | 41                     |
| 2. | CZE - Czech Republic, Češka  |            |              | 35                 | 40                     |
| 3. | HUN - Hungary, Madžarska     |            |              | 34                 | 40                     |
| 4. | SLO - Slovenia, Slovenija    |            |              | 28                 | 41                     |
| 5. | SUI - Switzerland, Švicarska |            |              | 18                 | 35                     |
| 6. | CRO - Croatia, Hrvatska      |            |              | 27                 | 40                     |
|    |                              |            |              | <b>173</b>         | <b>237</b>             |

## Results

| 100 m Women       |     |                      |            |         |          |    |         |        |              |        |
|-------------------|-----|----------------------|------------|---------|----------|----|---------|--------|--------------|--------|
| Rank              | Bib | Athlete              | Y          | Country | Category | NC | Age res | Wind   | Result       | Points |
| 100 m Women Women |     |                      |            |         |          |    |         |        | Start: 15:27 |        |
| 1.                |     | Renata NOVOSEL       | 28.11.1967 | CRO     | W45      |    | 12,01   | (-0,4) | 13,47        | 990 12 |
| 2.                |     | Sonja DOŠEN ČULIĆ    | 19.3.1964  | CRO     | W50      |    | 12,02   | (+0,3) | 13,92        | 988 11 |
| 3.                |     | Barbara HEIDINGER    | 9.3.1955   | AUT     | W60      |    | 12,36   | (+0,3) | 15,45        | 921 10 |
| 4.                |     | Jitka BOČKAYOVÁ      | 11.7.1975  | CZE     | W40      |    | 12,39   | (+0,3) | 13,17        | 916 9  |
| 5.                |     | Štěpánka GOTTVALDOVÁ | 6.5.1972   | CZE     | W45      |    | 12,76   | (-0,4) | 13,87        | 846 8  |
| 6.                |     | Christa NIGG         | 8.6.1966   | AUT     | W50      |    | 12,78   | (-0,4) | 14,56        | 843 7  |
| 7.                |     | Zsuzsa GÓCZÁNNÉ TÓTH | 8.8.1957   | HUN     | W60      |    | 12,81   | (-0,4) | 15,73        | 837 6  |
| 8.                |     | Zvonka BLATNIK       | 19.3.1961  | SLO     | W55      |    | 13,09   | (-0,4) | 15,54        | 787 5  |
| 9.                |     | Klára KOLLMANN       | 20.5.1959  | HUN     | W55      |    | 13,12   | (+0,3) | 15,84        | 782 4  |
| 10.               |     | Sandra GOSTELI       | 4.7.1967   | SUI     | W50      |    | 14,01   | (+0,3) | 15,84        | 633 3  |
| 11.               |     | Iva MOHAR            | 19.12.1939 | SLO     | W75      |    | 15,06   | (+0,3) | 22,35        | 477 2  |
| 12.               |     | Melanie FRICK        | 31.10.1973 | SUI     | W40      |    | 15,99   | (-0,4) | 17,12        | 358 1  |

| 400 m Women       |     |                      |            |         |          |     |         |        |              |        |
|-------------------|-----|----------------------|------------|---------|----------|-----|---------|--------|--------------|--------|
| Rank              | Bib | Athlete              | Y          | Country | Category | NC  | Age res | Result | Points       |        |
| 400 m Women Women |     |                      |            |         |          |     |         |        | Start: 16:15 |        |
| 1.                |     | Denisa SEVEROVÁ      | 3.4.1976   | CZE     | W40      |     | 56,64   |        | 1:01,10      | 953 12 |
| 2.                |     | Ivana JICHOVÁ        | N/A        | 1968    | CZE      | W45 | 58,93   |        | 1:09,02      | 873 11 |
| 3.                |     | Zvonka BLATNIK       | 19.3.1961  | SLO     | W55      |     | 59,03   |        | 1:12,24      | 870 10 |
| 4.                |     | Sonja DOŠEN ČULIĆ    | 19.3.1964  | CRO     | W50      |     | 60,09   |        | 1:11,62      | 834 9  |
| 5.                |     | Christa NIGG         | 8.6.1966   | AUT     | W50      |     | 60,35   |        | 1:10,69      | 825 8  |
| 6.                |     | Michaela ANZINGER    | 17.9.1980  | AUT     | W35      |     | 60,51   |        | 1:02,76      | 820 7  |
| 7.                |     | Ana JERMAN           | 23.4.1952  | SLO     | W65      |     | 63,74   |        | 1:25,25      | 716 6  |
| 8.                |     | Senka KOLOVRAT FRLIĆ | 28.4.1969  | CRO     | W45      |     | 64,03   |        | 1:13,12      | 707 5  |
| 9.                |     | Etelka SZUROK        | 26.11.1946 | HUN     | W70      |     | 65,34   |        | 1:32,74      | 668 4  |
| 10.               |     | Éva TARNÓCAI         | 11.9.1963  | HUN     | W50      |     | 70,87   |        | 1:24,46      | 512 3  |
| 11.               |     | Melanie FRICK        | 31.10.1973 | SUI     | W40      |     | 74,11   |        | 1:21,23      | 431 2  |
|                   |     | Ruth HELFENSTEIN     | 15.9.1931  | SUI     | W85      |     |         |        | DNS          |        |

## Results

| 1500 m Women                    |     |                          |            |         |          |    |         |         |        |
|---------------------------------|-----|--------------------------|------------|---------|----------|----|---------|---------|--------|
| Rank                            | Bib | Athlete                  | Y          | Country | Category | NC | Age res | Result  | Points |
| 1500 m Women Women Start: 16:59 |     |                          |            |         |          |    |         |         |        |
| 1.                              | 5   | Miriam STEWARTOVÁ        | 14.7.1964  | CZE     | W50      |    | 267,20  | 5:18,93 | 997 12 |
| 2.                              | 2   | Michaela ZWERTGER        | 19.7.1966  | AUT     | W50      |    | 271,95  | 5:18,29 | 962 11 |
| 3.                              | 1   | Margit RACZ              | 21.7.1965  | AUT     | W50      |    | 276,48  | 5:26,76 | 930 10 |
| 4.                              | 7   | Libuše VLACHYNSKA        | 11.1.1962  | CZE     | W55      |    | 287,45  | 5:50,03 | 854 9  |
| 5.                              | 18  | Jana STRAHINIČ           | 20.8.1964  | SLO     | W50      |    | 292,26  | 5:48,84 | 822 8  |
| 6.                              | 24  | Katarina KOKAN           | 6.3.1971   | CRO     | W45      |    | 298,55  | 5:33,24 | 781 7  |
| 7.                              | 13  | Réka OSZLÁNYI            | 8.3.1978   | HUN     | W35      |    | 302,93  | 5:17,53 | 753 6  |
| 8.                              | 16  | Lidija PAJK              | 20.3.1975  | SLO     | W40      |    | 304,16  | 5:27,37 | 745 5  |
| 9.                              | 23  | Helena GLEĐA             | 30.5.1977  | CRO     | W40      |    | 325,44  | 5:44,12 | 616 4  |
| 10.                             | 12  | Katalin BODORKÓS-HORVÁTI | 17.12.1967 | HUN     | W45      |    | 328,76  | 6:17,45 | 597 3  |


| Long Jump Women                    |      |                     |            |           |           |           |         |             |        |         |
|------------------------------------|------|---------------------|------------|-----------|-----------|-----------|---------|-------------|--------|---------|
| Rank                               | Bib  | Athlete             | Y          | Country   | Category  | NC        | Age res | Wind        | Result | Points  |
| Long Jump Women Women Start: 15:15 |      |                     |            |           |           |           |         |             |        |         |
| 1.                                 |      | Marianne MAIER      | 25.12.1942 | AUT       | W70       |           |         | 6,69 (+1,2) | 3,65   | 1149 12 |
|                                    | x    | x                   | 3,49/+0,6  | 3,40/-1,1 | 3,65/+1,2 | x/+1,1    |         |             |        |         |
| 2.                                 |      | Renata NOVOSEL      | 28.11.1967 | CRO       | W45       |           |         | 6,41 (+1,2) | 5,18   | 1088 11 |
|                                    | x    | x                   | 5,18/+1,2  | x/+0,8    | 5,08/+0,7 | 5,12/+1,3 |         |             |        |         |
| 3.                                 |      | Katalin DEÁK        | 4.3.1968   | HUN       | W45       |           |         | 5,92 (-0,6) | 4,78   | 981 10  |
|                                    | 4,61 | 4,66                | 4,62/+0,7  | 4,69/-0,3 | 4,73/+0,2 | 4,78/-0,6 |         |             |        |         |
| 4.                                 |      | Mojca BREGANSKI     | 23.9.1969  | SLO       | W45       |           |         | 5,72 (+0,1) | 4,74   | 938 9   |
|                                    | 4,58 | 4,72                | 4,66/+0,4  | 4,71/+0,2 | 4,74/+0,1 | 4,67/-0,1 |         |             |        |         |
| 5.                                 |      | Réka RÁCZ           | 6.5.1979   | HUN       | W35       |           |         | 5,64 (+0,5) | 5,20   | 921 8   |
|                                    | 5,17 | 5,20/+0,5           | 5,11/-0,9  | 4,98/+0,3 | 5,17/+1,0 | 5,00/+0,9 |         |             |        |         |
| 6.                                 |      | Jaroslava VANĚČKOVÁ | 8.6.1977   | CZE       | W40       |           |         | 5,56 (+1,3) | 5,01   | 903 6,5 |
|                                    | 4,97 | x                   | 5,01/+1,3  | x/-0,8    | x/-0,0    | 4,97/-0,6 |         |             |        |         |
| 6.                                 |      | Renate SCHADEN      | 17.2.1939  | AUT       | W75       |           |         | 5,56 (-)    | 2,72   | 903 6,5 |
|                                    | 2,53 | 2,72                | 2,38/+0,8  | 2,41/+0,6 | 2,66/+0,1 | 2,65/+0,2 |         |             |        |         |
| 8.                                 |      | Desa ČALASAN        | 7.6.1970   | SLO       | W45       |           |         | 5,23 (-1,6) | 4,33   | 833 5   |
|                                    | 3,43 | 4,00                | x/+0,5     | 4,33/-1,6 | -         | -         |         |             |        |         |
| 9.                                 |      | Alena RYCHNOVÁ      | 24.11.1966 | CZE       | W50       |           |         | 5,14 (-)    | 4,10   | 813 4   |
|                                    | x    | 4,10                | x/-0,0     | 3,58/+1,3 | 3,94/+0,8 | x/+0,5    |         |             |        |         |
| 10.                                |      | Heidi BÜGLER        | 4.12.1973  | SUI       | W40       |           |         | 4,97 (-)    | 4,32   | 777 3   |
|                                    | 4,19 | 4,32                | 4,17/+0,1  | x/+0,2    | -         | -         |         |             |        |         |
| 11.                                |      | Branka GRAIĆ        | 27.7.1956  | CRO       | W60       |           |         | 4,87 (-)    | 3,33   | 756 2   |
|                                    | 3,24 | 3,33                | 3,20/+0,2  | 3,31/+0,6 | -         | -         |         |             |        |         |
| 12.                                |      | Sandra GOSTELI      | 4.7.1967   | SUI       | W50       |           |         | 4,58 (-)    | 3,66   | 694 1   |
|                                    | 3,49 | 3,66                | x/+1,0     | -         | -         | -         |         |             |        |         |

## Results

## High Jump Women




| Rank                               | Bib | Athlete                           | Y          | Country   | Category | NC | Age res | Result | Points  |
|------------------------------------|-----|-----------------------------------|------------|---|----------|----|---------|--------|---------|
| High Jump Women Women Start: 17:00 |     |                                   |            |   |          |    |         |        |         |
| 1.                                 |     | Stanka PREZELJ                    | 26.4.1952  |  SLO   | W65      |    | 1,88    | 1,28   | 1101 12 |
|                                    |     | 116/o 120/xo 124/o 128/o 132/xxx  |            |   |          |    |         |        |         |
| 2.                                 |     | Kitty VADASZ                      | 2.8.1973   |  HUN   | W40      |    | 1,83    | 1,60   | 1052 11 |
|                                    |     | 148/o 152/o 156/o 160/xxo 164/xxx |            |   |          |    |         |        |         |
| 3.                                 |     | Katalin DEÁK                      | 4.3.1968   |  HUN   | W45      |    | 1,74    | 1,44   | 965 9,5 |
|                                    |     | 132/xo 136/o 140/o 144/xo         |            |   |          |    |         |        |         |
| 3.                                 |     | Marjeta ČAD                       | 21.1.1948  |  SLO   | W65      |    | 1,74    | 1,12   | 965 9,5 |
|                                    |     | 108/o 112/o 116/xxx               |            |   |          |    |         |        |         |
| 5.                                 |     | Chantal DUELLI                    | 27.7.1979  |  AUT   | W35      |    | 1,73    | 1,60   | 955 8   |
|                                    |     | 148/o 152/o 156/o 160/o 164/xxx   |            |   |          |    |         |        |         |
| 6.                                 |     | Christina BAUMGARTNER             | 26.3.1959  |  AUT   | W55      |    | 1,72    | 1,28   | 945 7   |
|                                    |     | 120/o 124/o 128/xo 132/xxx        |            |   |          |    |         |        |         |
| 7.                                 |     | Margaritha DÄHLER                 | 21.8.1947  |  SUI   | W70      |    | 1,70    | 1,08   | 926 6   |
|                                    |     | 100/o 104/o 108/o 112/xxx         |            |   |          |    |         |        |         |
| 8.                                 |     | Irena VLAHINIĆ                    | 21.1.1976  |  CRO   | W40      |    | 1,69    | 1,52   | 916 5   |
|                                    |     | 148/o 152/o 156/xxx               |            |   |          |    |         |        |         |
| 9.                                 |     | Zuzana PUMPRLOVÁ                  | 20.10.1960 |  CZE   | W55      |    | 1,68    | 1,28   | 907 4   |
|                                    |     | 124/o 128/o 132/xxx               |            |   |          |    |         |        |         |
| 10.                                |     | Nataša LUKIĆ                      | 28.5.1969  |  CRO   | W45      |    | 1,63    | 1,36   | 859 3   |
|                                    |     | 124/o 128/o 132/xo 136/xo 140/xxx |            |   |          |    |         |        |         |
| 11.                                |     | Lenka LANDOVÁ                     | 12.4.1973  |  CZE  | W40      |    | 1,60    | 1,40   | 830 2   |
|                                    |     | 132/o 136/xo 140/o 144/xxx        |            |   |          |    |         |        |         |
|                                    |     | Mojca BREGANSKI                   | 23.9.1969  |  SLO | IK W45   |    | 1,70    | 1,44   | 926     |
|                                    |     | 132/o 136/o 140/o 144/xxo 148/xxx |            |   |          |    |         |        |         |

## Pole Vault Women

| Rank                                | Bib | Athlete        | Y         | Country   | Category | NC | Age res | Result | Points |
|-------------------------------------|-----|----------------|-----------|---|----------|----|---------|--------|--------|
| Pole Vault Women Women Start: 14:15 |     |                |           |   |          |    |         |        |        |
|                                     |     | Brigitta HESCH | 17.3.1979 |  AUT | IK W35   |    |         | 3,70   |        |
|                                     |     | 370/o 390/xxx  |           |   |          |    |         |        |        |

## Results

## Shot Put Women

| Rank                                     | Bib | Athlete                          | Y          | Country   | Category | NC | Age res | Result    | Points  |
|--|-----|----------------------------------|------------|---|----------|----|---------|-----------|---------|
| <b>Shot Put Women Women</b> Start: 14:15 |     |                                  |            |   |          |    |         |           |         |
| 1.                                       |     | Marianne MAIER                   | 25.12.1942 | AUT    | W70      |    | 20,31   | 9,89 3kg  | 1227 12 |
|  |     | 9,89 9,86 x 9,65 9,86 9,59       |            |   |          |    |         |           |         |
| 2.                                       |     | Berta TISCHLINGER                | 6.8.1934   | AUT    | W80      |    | 18,06   | 7,98 2kg  | 1086 11 |
|  |     | 7,48 7,63 7,11 7,98 7,21 7,83    |            |   |          |    |         |           |         |
| 3.                                       |     | Mária GOSZTOLAI                  | 13.9.1947  | HUN    | W65      |    | 17,25   | 9,50 3kg  | 1036 10 |
|  |     | 9,48 9,26 9,50 x 9,20 9,24       |            |   |          |    |         |           |         |
| 4.                                       |     | Heidi GRABER                     | 1.4.1943   | SUI    | W70      |    | 17,13   | 8,34 3kg  | 1028 9  |
|  |     | 8,09 8,20 8,07 8,34 7,95 8,05    |            |   |          |    |         |           |         |
| 5.                                       |     | Jarmila KLIMEŠOVÁ                | 5.11.1947  | CZE    | W65      |    | 16,13   | 8,88 3kg  | 966 8   |
|  |     | 8,24 x 8,50 8,37 8,58 8,88       |            |   |          |    |         |           |         |
| 6.                                       |     | Marjeta ČAD                      | 21.1.1948  | SLO    | W65      |    | 15,18   | 8,36 3kg  | 907 7   |
|  |     | 7,81 7,93 8,14 8,36 8,03 8,26    |            |   |          |    |         |           |         |
| 7.                                       |     | Klára KOLLMANN                   | 20.5.1959  | HUN    | W55      |    | 14,88   | 10,27 3kg | 888 6   |
|  |     | 9,72 10,01 10,27 9,53 9,94 10,04 |            |   |          |    |         |           |         |
| 8.                                       |     | Zuzana PUMPRLOVÁ                 | 20.10.1960 | CZE    | W55      |    | 13,56   | 9,71 3kg  | 806 4,5 |
|  |     | 9,55 9,71 x 9,56 9,66 x          |            |   |          |    |         |           |         |
| 8.                                       |     | Slavica GRGURIĆ PAJNIĆ           | 29.3.1956  | CRO    | W60      |    | 13,56   | 8,85 3kg  | 806 4,5 |
|  |     | 8,26 8,73 x 8,50 8,19 8,85       |            |   |          |    |         |           |         |
| 10.                                      |     | Dragana PREPELIČ                 | 6.11.1969  | SLO    | W45      |    | 12,47   | 10,11 4kg | 739 3   |
|  |     | 8,94 10,11 x x x x               |            |   |          |    |         |           |         |
| 11.                                      |     | Vesna MUSULIN                    | 14.10.1957 | CRO   | W55      |    | 11,71   | 7,94 3kg  | 692 2   |
|  |     | 7,72 7,57 7,94 7,55 x 7,83       |            |   |          |    |         |           |         |
| 12.                                      |     | Daniela LCHAT                    | 10.7.1970  | SUI  | W45      |    | 11,11   | 9,01 4kg  | 655 1   |
|  |     | 8,97 9,01 x 8,46 8,71 8,70       |            |   |          |    |         |           |         |

## Results

| Discus Women |       |                        |       |       |           |         |          |       |         |              |              |
|--------------|-------|------------------------|-------|-------|-----------|---------|----------|-------|---------|--------------|--------------|
| Rank         | Bib   | Athlete                |       |       | Y         | Country | Category | NC    | Age res | Result       | Points       |
| Discus       | Women | Women                  |       |       |           |         |          |       |         |              |              |
|              |       |                        |       |       |           |         |          |       |         |              | Start: 16:15 |
| 1.           |       | Mária GOSZTOLAI        |       |       | 13.9.1947 | HUN     | W65      |       | 50,86   | 25,41 1kg    | 903 12       |
|              |       | 24,35                  | 23,80 | 25,41 | x         | 25,25   |          |       |         |              |              |
|              |       |                        |       |       | x         |         |          |       |         |              |              |
| 2.           |       | Berta TISCHLINGER      |       |       | 6.8.1934  | AUT     | W80      |       | 49,74   | 17,56 0,75kg | 883 11       |
|              |       | x                      | 15,52 | x     | x         | 17,56   |          |       |         |              |              |
|              |       |                        |       |       | x         |         |          |       |         |              |              |
| 3.           |       | Elisabeth KLOTZMANN    |       |       | 11.3.1947 | AUT     | W70      |       | 43,03   | 20,95 1kg    | 760 10       |
|              |       | 20,13                  | 19,15 | 19,00 | 17,40     | 18,62   |          | 20,95 |         |              |              |
|              |       |                        |       |       |           |         |          |       |         |              |              |
| 4.           |       | Vlasta KARÁSKOVÁ       |       |       | 12.8.1947 | CZE     | W70      |       | 40,59   | 19,76 1kg    | 715 9        |
|              |       | 19,76                  | 19,60 | 19,29 | 19,06     | 20,40   |          | 19,32 |         |              |              |
|              |       |                        |       |       |           |         |          |       |         |              |              |
| 5.           |       | Ema RYCKOVÁ            |       |       | 8.10.1955 | CZE     | W60      |       | 39,57   | 24,20 1kg    | 697 8        |
|              |       | 23,90                  | x     | 23,38 | 24,20     | x       |          | x     |         |              |              |
|              |       |                        |       |       |           |         |          |       |         |              |              |
| 6.           |       | Mägy DUSS              |       |       | 5.12.1958 | SUI     | W55      |       | 37,53   | 24,47 1kg    | 659 7        |
|              |       | 24,47                  | 24,60 | 23,10 | 23,15     | 24,27   |          | 24,12 |         |              |              |
|              |       |                        |       |       |           |         |          |       |         |              |              |
| 7.           |       | Erika PIRNAT           |       |       | 5.5.1976  | SLO     | W40      |       | 35,66   | 31,47 1kg    | 625 6        |
|              |       | 30,91                  | 31,47 | 30,45 | 30,10     | 31,02   |          | 30,90 |         |              |              |
|              |       |                        |       |       |           |         |          |       |         |              |              |
| 8.           |       | Daniela LACHAT         |       |       | 10.7.1970 | SUI     | W45      |       | 35,08   | 28,10 1kg    | 615 5        |
|              |       | x                      | 27,27 | 26,45 | 28,10     | 26,73   |          | 24,30 |         |              |              |
|              |       |                        |       |       |           |         |          |       |         |              |              |
| 9.           |       | Slavica GRGURIĆ PAJNIĆ |       |       | 29.3.1956 | CRO     | W60      |       | 33,70   | 20,61 1kg    | 590 4        |
|              |       | 20,36                  | 19,82 | 20,61 | x         | 15,94   |          | 20,34 |         |              |              |
|              |       |                        |       |       |           |         |          |       |         |              |              |
| 10.          |       | Dragana PREPELIČ       |       |       | 6.11.1969 | SLO     | W45      |       | 32,51   | 26,04 1kg    | 568 3        |
|              |       | x                      | 24,65 | x     | 25,50     | 24,57   |          | 26,04 |         |              |              |
|              |       |                        |       |       |           |         |          |       |         |              |              |
| 11.          |       | Sandra ŠARIĆ           |       |       | 14.4.1968 | CRO     | W45      |       | 28,07   | 21,74 1kg    | 487 2        |
|              |       | x                      | 21,74 | x     | x         | 20,05   |          | 19,91 |         |              |              |
|              |       |                        |       |       |           |         |          |       |         |              |              |
| 12.          |       | Emilia SZŐKE           |       |       | 12.8.1962 | HUN     | W55      |       | 27,54   | 19,12 1kg    | 478 1        |
|              |       | 19,12                  | x     | 18,02 | 18,20     | 19,10   |          | 17,41 |         |              |              |
|              |       |                        |       |       |           |         |          |       |         |              |              |



## Results

## Javelin Women

| Rank                             | Bib | Athlete                             | Y          | Country | Category | NC | Age res | Result     | Points |
|----------------------------------|-----|-------------------------------------|------------|---------|----------|----|---------|------------|--------|
| Javelin Women Women Start: 17:00 |     |                                     |            |         |          |    |         |            |        |
| 1.                               |     | Jarmila KLIMEŠOVÁ                   | 5.11.1947  | CZE     | W65      |    | 55,07   | 26,96 400g | 987 12 |
|                                  |     | 25,80 26,96 26,20 25,16 25,83 26,48 |            |         |          |    |         |            |        |
| 2.                               |     | Heidi GRABER                        | 1.4.1943   | SUI     | W70      |    | 50,76   | 22,12 400g | 907 11 |
|                                  |     | 20,78 21,22 21,52 22,12 19,97 21,06 |            |         |          |    |         |            |        |
| 3.                               |     | Ágnes BENCZENLEITNERÉ PREISINGER    | 3.8.1973   | HUN     | W40      |    | 49,43   | 40,26 600g | 883 10 |
|                                  |     | 37,87 x 38,53 40,26 37,88 37,38     |            |         |          |    |         |            |        |
| 4.                               |     | Melitta GILLISSEN                   | 5.12.1961  | AUT     | W55      |    | 45,01   | 31,08 500g | 801 9  |
|                                  |     | 27,51 26,71 29,57 31,08 27,11 28,73 |            |         |          |    |         |            |        |
| 5.                               |     | Irena STAHOVÁ                       | 19.1.1959  | CZE     | W55      |    | 43,17   | 27,92 500g | 767 8  |
|                                  |     | 24,91 25,59 25,16 23,69 27,56 27,92 |            |         |          |    |         |            |        |
| 6.                               |     | Éva TARNÓCAI                        | 11.9.1963  | HUN     | W50      |    | 40,54   | 29,07 500g | 719 7  |
|                                  |     | 26,75 27,41 29,07 24,99 x 26,37     |            |         |          |    |         |            |        |
| 7.                               |     | Desa ČALASAN                        | 7.6.1970   | SLO     | W45      |    | 39,26   | 30,30 600g | 695 6  |
|                                  |     | - - 30,30 28,98 x -                 |            |         |          |    |         |            |        |
| 8.                               |     | Renate SCHADEN                      | 17.2.1939  | AUT     | W75      |    | 37,53   | 14,78 400g | 664 5  |
|                                  |     | 13,68 13,93 14,74 14,78 13,86 x     |            |         |          |    |         |            |        |
| 9.                               |     | Heidi BÜGLER                        | 4.12.1973  | SUI     | W40      |    | 32,45   | 26,87 600g | 571 4  |
|                                  |     | 26,87 25,07 23,20 23,95 24,13 x     |            |         |          |    |         |            |        |
| 10.                              |     | Vesna MUSULIN                       | 14.10.1957 | CRO     | W55      |    | 29,79   | 18,87 500g | 522 3  |
|                                  |     | 18,09 x 18,09 18,58 x 18,87         |            |         |          |    |         |            |        |
| 11.                              |     | Ankica ANTOLIĆ                      | 22.3.1956  | CRO     | W60      |    | 29,02   | 17,56 400g | 508 2  |
|                                  |     | 16,60 14,73 17,27 17,56 14,87 x     |            |         |          |    |         |            |        |
| 12.                              |     | Mojca BREGANSKI                     | 23.9.1969  | SLO     | W45      |    | 28,11   | 21,70 600g | 491 1  |
|                                  |     | 21,18 - 18,18 21,70 20,36 20,97     |            |         |          |    |         |            |        |

## Results

## Hammer Women

| Rank                            | Bib   | Athlete             | Y         | Country | Category | NC    | Age   | res | Result    | Points |
|---------------------------------|-------|---------------------|-----------|---------|----------|-------|-------|-----|-----------|--------|
| Hammer Women Women Start: 15:15 |       |                     |           |         |          |       |       |     |           |        |
| 1.                              |       | Margaritha DÄHLER   | 21.8.1947 | SUI     | W70      |       | 63,61 |     | 33,20 3kg | 990 12 |
|                                 | x     | x                   | x         | 30,80   | 33,20    | x     |       |     |           |        |
| 2.                              |       | Sabrina PLAMMER     | 14.7.1954 | AUT     | W60      |       | 61,08 |     | 37,33 3kg | 949 11 |
|                                 | 36,04 | 36,19               | x         | 37,33   | 35,70    | 33,80 |       |     |           |        |
| 3.                              |       | Mägy DUSS           | 5.12.1958 | SUI     | W55      |       | 60,43 |     | 40,82 3kg | 939 10 |
|                                 | 39,20 | 35,12               | 40,82     | 40,10   | x        | 40,12 |       |     |           |        |
| 4.                              |       | Magdolna BENES      | 15.4.1954 | HUN     | W60      |       | 58,53 |     | 35,77 3kg | 908 9  |
|                                 | x     | 33,70               | x         | x       | 33,50    | 35,77 |       |     |           |        |
| 5.                              |       | Elisabeth KLOTZMANN | 11.3.1947 | AUT     | W70      |       | 48,70 |     | 25,42 3kg | 750 8  |
|                                 | x     | 22,00               | 24,05     | 24,05   | 25,42    | 23,80 |       |     |           |        |
| 6.                              |       | Eva HAMMACHER       | 11.5.1970 | CZE     | W45      |       | 48,29 |     | 36,68 4kg | 744 7  |
|                                 | 36,00 | x                   | x         | x       | 36,68    | x     |       |     |           |        |
| 7.                              |       | Erika PIRNAT        | 5.5.1976  | SLO     | W40      |       | 42,41 |     | 35,48 4kg | 650 6  |
|                                 | 34,55 | 34,66               | 33,35     | 34,97   | 32,06    | 35,48 |       |     |           |        |
| 8.                              |       | Jana ČAPKOVA        | 24.3.1974 | CZE     | W40      |       | 39,36 |     | 31,91 4kg | 601 5  |
|                                 | 30,44 | 30,80               | 31,91     | x       | 24,36    | x     |       |     |           |        |
| 9.                              |       | Ankica ANTOLIĆ      | 22.3.1956 | CRO     | W60      |       | 35,44 |     | 22,59 3kg | 538 4  |
|                                 | 20,80 | x                   | 21,54     | 22,13   | 22,59    | 21,42 |       |     |           |        |
| 10.                             |       | Sabina KREBELJ      | 7.12.1976 | SLO     | W40      |       | 33,40 |     | 28,40 4kg | 506 3  |
|                                 | 25,90 | x                   | x         | 26,75   | 27,60    | 28,40 |       |     |           |        |
| 11.                             |       | Sandra ŠARIĆ        | 14.4.1968 | CRO     | W45      |       | 32,62 |     | 23,96 4kg | 493 2  |
|                                 | 23,70 | 23,94               | 23,96     | x       | 23,93    | 10,92 |       |     |           |        |
| 12.                             |       | Erika LACZA         | 10.7.1967 | HUN     | W50      |       | 31,88 |     | 24,84 3kg | 482 1  |
|                                 | 24,84 | 23,30               | x         | 24,13   | 23,13    | 24,70 |       |     |           |        |

## 4 x 100 m Women

| Rank                               | BIB | Country   | Result  |
|------------------------------------|-----|---|---------|
| 4 x 100 m Women Women Start: 17:30 |     |   |         |
| 1.                                 |     | Czech Republic<br><i>Jitka Bočková (75), Ivana Jichová (68), Dana Dvorakova (71), Štěpánka Gottvaldová (72)</i> | 54,02   |
| 2.                                 |     | Austria<br><i>Silvia Anzinger (61), Brigitta Hesch (79), Michaela Anzinger (80), Christa Nigg (66)</i>          | 55,66   |
| 3.                                 |     | Croatia<br><i>Branka Graić (56), Sonja Došen Čulić (64), Senka Kolovrat Frlić (69), Renata Novosel (67)</i>     | 56,04   |
| 4.                                 |     | Hungary<br><i>Katalin Deák (68), Zsuzsa Góczáné Tóth (57), Réka Oszlányi (78), Réka Rácz (79)</i>               | 57,19   |
| 5.                                 |     | Slovenia<br><i>Desa Čalasan (70), Mojca Breganski (69), Zvonka Blatnik (61), Lidija Pajk (75)</i>               | 58,25   |
| 6.                                 |     | Switzerland<br><i>Heidi Bügler (73), Margaritha Dähler (47), Melanie Frick (73), Daniela Lachat (70)</i>        | 1:08,72 |

## Results

| 100 m Men     |     |                |            |         |          |    |         |        |              |        |
|---------------|-----|----------------|------------|---------|----------|----|---------|--------|--------------|--------|
| Rank          | Bib | Athlete        | Y          | Country | Category | NC | Age res | Wind   | Result       | Points |
| 100 m Men Men |     |                |            |         |          |    |         |        | Start: 15:20 |        |
| 1.            |     | Jiří URBAN     | 5.2.1955   | CZE     | M60      |    | 10,63   | (+0,8) | 12,81        | 999 12 |
| 2.            |     | Edi GONAUS     | 5.2.1970   | AUT     | M45      |    | 10,71   | (+0,5) | 11,67        | 974 11 |
| 3.            |     | Sándor BÉRES   | 18.8.1970  | HUN     | M45      |    | 10,92   | (+0,8) | 11,90        | 910 10 |
| 4.            |     | Peter ZILLIG   | 28.7.1970  | SUI     | M45      |    | 11,02   | (+0,8) | 12,01        | 880 9  |
| 5.            |     | Franz HOHL     | 20.5.1948  | AUT     | M65      |    | 11,04   | (+0,8) | 14,06        | 874 8  |
| 6.            |     | Berislav ZETIĆ | 12.9.1961  | CRO     | M55      |    | 11,11   | (+0,8) | 12,76        | 854 7  |
| 7.            |     | Péter KOLAI    | 22.6.1969  | HUN     | M45      |    | 11,31   | (+0,5) | 12,41        | 797 6  |
| 8.            |     | Kruno LEDIĆ    | 14.11.1964 | CRO     | M50      |    | 11,36   | (+0,5) | 12,79        | 783 5  |
| 9.            |     | Zdeněk PECH    | 5.11.1966  | CZE     | M50      |    | 11,45   | (+0,5) | 12,72        | 758 4  |
| 10.           |     | Marko BOŽIČEK  | 1.2.1962   | SLO     | M55      |    | 11,50   | (+0,5) | 13,21        | 745 3  |
| 11.           |     | Stephan ZULAUF | 29.4.1959  | SUI     | M55      |    | 11,52   | (+0,5) | 13,50        | 739 2  |
| 12.           |     | Aljaž KLARIČ   | 13.5.1976  | SLO     | M40      |    | 11,59   | (+0,8) | 12,17        | 720 1  |

| 400 m Men     |     |                   |            |         |          |    |         |        |              |        |
|---------------|-----|-------------------|------------|---------|----------|----|---------|--------|--------------|--------|
| Rank          | Bib | Athlete           | Y          | Country | Category | NC | Age res | Result | Points       |        |
| 400 m Men Men |     |                   |            |         |          |    |         |        | Start: 16:07 |        |
| 1.            |     | János LISZTÓCZKI  | 20.5.1972  | HUN     | M45      |    | 48,13   |        | 52,80        | 972 12 |
| 2.            |     | Peter ZILLIG      | 28.7.1970  | SUI     | M45      |    | 48,81   |        | 54,31        | 930 11 |
| 3.            |     | Wolfgang GÖSCHL   | 27.1.1964  | AUT     | M50      |    | 48,92   |        | 56,86        | 923 10 |
| 4.            |     | Pavel FLEISCHMANN | 21.9.1963  | CZE     | M50      |    | 49,23   |        | 57,22        | 904 9  |
| 5.            |     | László MÜLLER     | 2.4.1956   | HUN     | M60      |    | 49,34   |        | 1:01,07      | 898 8  |
| 6.            |     | Marko BOŽIČEK     | 1.2.1962   | SLO     | M55      |    | 49,41   |        | 58,30        | 893 7  |
| 7.            |     | Zdeněk PECH       | 5.11.1966  | CZE     | M50      |    | 50,28   |        | 57,16        | 842 6  |
| 8.            |     | Martyn BOWEN      | 20.5.1963  | AUT     | M50      |    | 50,65   |        | 59,31        | 820 5  |
| 9.            |     | Stephan ZULAUF    | 29.4.1959  | SUI     | M55      |    | 50,75   |        | 1:01,29      | 814 4  |
| 10.           |     | Kruno LEDIĆ       | 14.11.1964 | CRO     | M50      |    | 50,84   |        | 58,65        | 809 3  |
| 11.           |     | Aljaž KLARIČ      | 13.5.1976  | SLO     | M40      |    | 51,94   |        | 55,41        | 747 2  |
| 12.           |     | Franjo DUJIĆ      | 8.5.1968   | CRO     | M45      |    | 53,39   |        | 1:00,26      | 669 1  |

## Results

| 1500 m |     | Men                |           |         |          |    |         |         |        |              |
|--------|-----|--------------------|-----------|---------|----------|----|---------|---------|--------|--------------|
| Rank   | Bib | Athlete            | Y         | Country | Category | NC | Age res | Result  | Points |              |
| 1500 m |     | Men                | Men       |         |          |    |         |         |        | Start: 16:47 |
| 1.     | 15  | András TELEK       | 9.8.1960  | HUN     | M55      |    | 231,79  | 4:43,43 | 954 12 |              |
| 2.     | 9   | Jiří DVOŘÁČEK      | 22.2.1968 | CZE     | M45      |    | 237,35  | 4:29,40 | 886 11 |              |
| 3.     | 10  | Luboš KRÁTKÝ       | 25.6.1962 | CZE     | M55      |    | 240,54  | 4:48,52 | 848 10 |              |
| 4.     | 20  | Marijan KREMPL     | 16.1.1955 | SLO     | M60      |    | 241,68  | 5:10,84 | 835 9  |              |
| 5.     | 4   | August SEIRINGER   | 20.8.1970 | AUT     | M45      |    | 242,55  | 4:30,49 | 825 8  |              |
| 6.     | 14  | Zakariás KÁRÁSZ    | 16.7.1978 | HUN     | M35      |    | 247,66  | 4:18,03 | 766 7  |              |
| 7.     | 25  | Goran GREGUREC     | 10.9.1965 | CRO     | M50      |    | 248,79  | 4:47,55 | 754 6  |              |
| 8.     | 3   | Gerold OBERNDORFER | 24.5.1972 | AUT     | M45      |    | 251,61  | 4:35,73 | 723 5  |              |
| 9.     | 19  | Valentin ČESNIK    | 5.2.1968  | SLO     | M45      |    | 252,28  | 4:46,35 | 716 4  |              |
| 10.    | 21  | Harry HUBER        | 11.5.1955 | SUI     | M60      |    | 254,94  | 5:27,89 | 687 3  |              |
| 11.    | 26  | Zvonko HORVATIĆ    | 18.6.1961 | CRO     | M55      |    | 256,57  | 5:10,72 | 670 2  |              |
|        | 22  | Oliver SENN        | 28.9.1969 | SUI     | M45      |    |         | DNS     |        |              |

| Long Jump |     | Men              |            |           |           |           |         |             |        |              |
|-----------|-----|------------------|------------|-----------|-----------|-----------|---------|-------------|--------|--------------|
| Rank      | Bib | Athlete          | Y          | Country   | Category  | NC        | Age res | Wind        | Result | Points       |
| Long Jump |     | Men              | Men        |           |           |           |         |             |        | Start: 14:15 |
| 1.        |     | Alfred STUMMER   | 23.8.1962  | AUT       | M55       |           |         | 7,40 (+1,3) | 5,64   | 1008 12      |
|           |     | 5,46/+1,7        | 5,64/+1,3  | 5,62/+0,6 | -/-       | 5,43/+0,7 | 5,54    |             |        |              |
| 2.        |     | Milosav ŠIMŠIČ   | 24.5.1960  | SLO       | M55       |           |         | 7,23 (+0,7) | 5,36   | 971 11       |
|           |     | 5,36/+0,7        | 5,35/+1,1  | 5,33/+1,0 | 5,24/+0,1 | 4,96/+1,1 | 5,25    |             |        |              |
| 3.        |     | Berislav ZETIĆ   | 12.9.1961  | CRO       | M55       |           |         | 7,04 (+0,7) | 5,37   | 931 10       |
|           |     | 5,27/+1,5        | 5,21/+1,9  | 5,16/+1,1 | 5,20/+2,4 | 5,37/+0,7 | x       |             |        |              |
| 4.        |     | János HORVÁTH    | 14.9.1955  | HUN       | M60       |           |         | 6,96 (+1,1) | 4,87   | 913 9        |
|           |     | 4,82/+2,1        | 4,87/+1,1  | 4,74/+0,2 | 4,69/+1,1 | 4,66      | 4,84    |             |        |              |
| 5.        |     | Horst BINNA      | 12.3.1967  | AUT       | M50       |           |         | 6,94 (+0,9) | 5,65   | 909 8        |
|           |     | 5,56/+1,1        | 5,65/+0,9  | 5,58/+1,2 | 5,63/+1,2 | x         | -       |             |        |              |
| 6.        |     | Ákos MONOSTORI   | 22.4.1975  | HUN       | M40       |           |         | 6,88 (+0,6) | 6,17   | 896 7        |
|           |     | x/+1,8           | 6,17/+0,6  | 5,97/+1,3 | x/+0,9    | 4,74/+0,6 | 6,15    |             |        |              |
| 7.        |     | Max HÜSSER       | 23.9.1958  | SUI       | M55       |           |         | 6,83 (+1,1) | 4,99   | 886 6        |
|           |     | 4,99/+1,1        | 4,60/+1,1  | 4,75/+1,8 | 4,78/+0,1 | 4,70/+1,2 | 4,93    |             |        |              |
| 8.        |     | Zdravko MAUKO    | 27.12.1956 | SLO       | M60       |           |         | 6,70 (+1,6) | 4,76   | 858 5        |
|           |     | 4,39/+1,4        | 4,54/+1,3  | 4,58/+0,3 | 4,76/+1,6 | 4,60/+1,4 | 4,75    |             |        |              |
| 9.        |     | Josef VONÁŠEK    | 16.7.1937  | CZE       | M80       |           |         | 6,59 (+1,5) | 3,32   | 835 4        |
|           |     | x/+0,4           | x/+0,8     | x/+1,0    | 3,32/+1,5 | x/+0,8    | x       |             |        |              |
| 10.       |     | Kamil VRÁTNY     | 23.10.1972 | CZE       | M40       |           |         | 6,47 (+0,8) | 5,67   | 809 3        |
|           |     | 5,56/+2,1        | 5,55/+0,7  | 5,67/+0,8 | x/+0,7    | 5,62      | x       |             |        |              |
| 11.       |     | Walter VONLAUFEN | 22.8.1960  | SUI       | M55       |           |         | 6,30 (+0,7) | 4,67   | 773 2        |
|           |     | 4,59/+2,5        | 4,67/+0,7  | x/+1,1    | 4,67/+0,9 | x         | 4,39    |             |        |              |
| 12.       |     | Robert LAVRENČAK | 28.4.1965  | CRO       | M50       |           |         | 6,23 (+1,8) | 4,94   | 759 1        |
|           |     | 4,94/+1,8        | x/+0,6     | 4,90/+1,4 | 4,46/+0,8 | 4,83      | x       |             |        |              |

## Results

## High Jump Men

| Rank                                  | Bib | Athlete   | Y          | Country | Category | NC | Age res | Result | Points  |
|---------------------------------------|-----|---|------------|---------|----------|----|---------|--------|---------|
| <b>High Jump Men Men</b> Start: 16:00 |     |   |            |         |          |    |         |        |         |
| 1.                                    |     | Dušan PREZELJ                                   | 4.2.1949   | SLO     | M65      |    | 2,28    | 1,58   | 1161 12 |
|                                       |     | 142/o 146/o 150/o 154/o 158/xo 162/xxx          |            |         |          |    |         |        |         |
| 2.                                    |     | Valter MOLJK                                    | 31.1.1940  | SLO     | M75      |    | 2,07    | 1,26   | 975 11  |
|                                       |     | 118/o 122/o 126/o 130/xxx                       |            |         |          |    |         |        |         |
| 3.                                    |     | Gunter GASPARD                                  | 15.12.1966 | AUT     | M50      |    | 2,06    | 1,78   | 967 10  |
|                                       |     | 170/o 174/- 178/o 182/xxx                       |            |         |          |    |         |        |         |
| 4.                                    |     | Ivo STRNAD                                      | 30.3.1951  | CZE     | M65      |    | 2,05    | 1,46   | 958 9   |
|                                       |     | 142/o 146/xxo 150/xxx                           |            |         |          |    |         |        |         |
| 5.                                    |     | Hans MIEKAUTSCH                                 | 27.12.1937 | AUT     | M75      |    | 2,00    | 1,18   | 914 8   |
|                                       |     | 118/o 122/xxx                                   |            |         |          |    |         |        |         |
| 6.                                    |     | Tibor GALÓ                                      | 17.9.1974  | HUN     | M40      |    | 1,94    | 1,82   | 862 7   |
|                                       |     | 158/o 166/o 170/o 178/xo 182/xxo 186/xxx        |            |         |          |    |         |        |         |
| 7.                                    |     | Walter SCHAAD                                   | 22.10.1960 | SUI     | M55      |    | 1,91    | 1,54   | 836 6   |
|                                       |     | 138/o 142/o 146 /xo 150/o 154/xo 158/xxx        |            |         |          |    |         |        |         |
| 8.                                    |     | Branimir SAMAC                                  | 11.5.1962  | CRO     | M55      |    | 1,84    | 1,50   | 775 5   |
|                                       |     | 134/o 138/o 142/o 146/o 150/o 154/xxx           |            |         |          |    |         |        |         |
| 9.                                    |     | Walter VONLAUFEN                                | 22.8.1960  | SUI     | M55      |    | 1,83    | 1,46   | 766 3,5 |
|                                       |     | 130/o 134/o 138/o 142/o 146/xo 150/xxx          |            |         |          |    |         |        |         |
| 9.                                    |     | Robert ŠTEFAN                                   | 11.7.1960  | CRO     | M55      |    | 1,83    | 1,46   | 766 3,5 |
|                                       |     | 126/o 134/o 142/o 146/xo 150/xxx                |            |         |          |    |         |        |         |
| 11.                                   |     | Petr VELEBA                                     | 29.1.1971  | CZE     | M45      |    | 1,76    | 1,58   | 706 2   |
|                                       |     | 164/o 150/o 154/xxo 158/xo 162/xxx              |            |         |          |    |         |        |         |
| 12.                                   |     | Ákos MONOSTORI                                  | 22.4.1975  | HUN     | M40      |    | 1,73    | 1,62   | 680 1   |
|                                       |     | 142/o 146/o 150/o 154/o 158/xxo 162/xxo 166/xxx |            |         |          |    |         |        |         |

## Results

## Triple Jump Men

| Rank                             | Bib | Athlete          | Y          | Country | Category | NC | Age | res | Wind         | Result  | Points  |
|----------------------------------|-----|------------------|------------|---------|----------|----|-----|-----|--------------|---|---------|
| Triple Jump Men Men Start: 16:15 |     |                  |            |         |          |    |     |     |              |   |         |
| 1.                               |     | Alfred STUMMER   | 23.8.1962  | AUT     | M55      |    |     |     | 15,87 (+0,5) | 12,41   | 1045 12 |
|                                  |     |                  |            |         |          |    |     |     |              | 11,97/+0,6 12,37/+1,1 12,41/+0,5 12,38/+0,1 12,18/+0,1 12,25/+0,4 |         |
| 2.                               |     | István KŐRÖSI    | 15.9.1950  | HUN     | M65      |    |     |     | 15,63 (+0,1) | 10,39   | 1019 11 |
|                                  |     |                  |            |         |          |    |     |     |              | 10,14/+1,1 10,08/+1,1 10,10/+1,0 10,15/+0,2 10,15/+0,6 10,39/+0,1 |         |
| 3.                               |     | Sándor BÉRES     | 18.8.1970  | HUN     | M45      |    |     |     | 14,82 (+0,2) | 12,83   | 934 10  |
|                                  |     |                  |            |         |          |    |     |     |              | 12,83/+0,2 - 11,45/+0,7 - - -                                     |         |
| 4.                               |     | Marek VOLF       | 3.8.1973   | CZE     | M40      |    |     |     | 14,37 (+0,8) | 12,90   | 887 9   |
|                                  |     |                  |            |         |          |    |     |     |              | x/+1,1 12,36/+0,1 12,59/+0,7 x/+0,2 12,90/+0,8 12,71/+0,4         |         |
| 5.                               |     | Josef VONÁŠEK    | 16.7.1937  | CZE     | M80      |    |     |     | 14,22 (+0,2) | 7,32  | 872 8   |
|                                  |     |                  |            |         |          |    |     |     |              | 6,82/-0,0 6,89/-0,0 7,00/+0,5 7,32/+0,2 7,31/+0,4 5,32/+0,4       |         |
| 6.                               |     | Branimir SAMAC   | 11.5.1962  | CRO     | M55      |    |     |     | 13,89 (-0,1) | 10,86   | 837 7   |
|                                  |     |                  |            |         |          |    |     |     |              | 10,75/+0,2 10,43/-0,5 10,86/-0,1 10,81/+0,1 10,57/+1,3 10,56/-0,4 |         |
| 7.                               |     | Zdravko MAUKO    | 27.12.1956 | SLO     | M60      |    |     |     | 13,72 (-0,1) | 10,00   | 820 6   |
|                                  |     |                  |            |         |          |    |     |     |              | 9,46/-0,2 9,70/-0,1 9,45/+1,0 9,41/+0,5 9,62/+0,1 10,00/-0,0      |         |
| 8.                               |     | Max HÜSSER       | 23.9.1958  | SUI     | M55      |    |     |     | 13,32 (+0,7) | 9,98  | 778 5   |
|                                  |     |                  |            |         |          |    |     |     |              | 9,49/+0,7 9,82/+1,0 9,72/+0,3 9,98/+0,7 9,88/+0,6 9,58/+0,8       |         |
| 9.                               |     | Robert LAVRENČAK | 28.4.1965  | CRO     | M50      |    |     |     | 13,19 (+0,4) | 10,72   | 765 4   |
|                                  |     |                  |            |         |          |    |     |     |              | 10,24/+0,4 9,38/+1,2 10,31/+0,3 10,30/-0,2 10,72/+0,4 9,33/+0,3   |         |
| 10.                              |     | Gunter GASPAR    | 15.12.1966 | AUT     | M50      |    |     |     | 13,08 (+0,1) | 10,92   | 754 3   |
|                                  |     |                  |            |         |          |    |     |     |              | 10,64/-0,1 10,92/+0,1 - - - -                                     |         |
| 11.                              |     | Mišo MATIJEVIČ   | 27.4.1971  | SLO     | M45      |    |     |     | 12,40 (+0,2) | 10,87   | 684 2   |
|                                  |     |                  |            |         |          |    |     |     |              | 10,75/+0,9 10,85/+0,1 11,03/+0,5 10,87/+0,2 - -                   |         |
| 12.                              |     | Pino PILOTTO     | 17.5.1952  | SUI     | M65      |    |     |     | 11,02 (-1,0) | 7,45  | 543 1   |
|                                  |     |                  |            |         |          |    |     |     |              | 6,85/-0,0 7,25/-0,2 7,45/+1,0 7,30/+0,2 x/+0,3 -                  |         |

## Results

## Pole Vault Men

| Rank                                   | Bib | Athlete                                   | Y          | Country   | Category | NC | Age res | Result | Points  |
|--|-----|---|------------|---|----------|----|---------|--------|---------|
| <b>Pole Vault Men Men</b> Start: 14:15 |     |   |            |   |          |    |         |        |         |
| 1.                                     |     | Ivo STRNAD                                | 30.3.1951  | CZE   | M65      |    | 5,59    | 3,55   | 1154 12 |
|  |     | 325/o 340/xxo 355/o                       |            |    |          |    |         |        |         |
| 2.                                     |     | Zoltán KURUNCZI                           | 17.10.1938 | HUN   | M75      |    | 5,01    | 2,50   | 996 11  |
|  |     | 190/o 205/- 220/xo 235/xo 250/o 265/xxx   |            |    |          |    |         |        |         |
| 3.                                     |     | Herman ANDRECS                            | 21.2.1931  | AUT   | M85      |    | 4,64    | 1,90   | 897 10  |
|  |     | 160/o 175/xxo 190/xxo 205/xxx             |            |    |          |    |         |        |         |
| 4.                                     |     | Iztok DIMITRIJEVIĆ                        | 27.7.1964  | SLO   | M50      |    | 4,55    | 3,55   | 873 9   |
|  |     | 325/o 340/o 355/o 370/xxx                 |            |    |          |    |         |        |         |
| 5.                                     |     | Győző MÁRCZI                              | 26.4.1965  | HUN   | M50      |    | 4,48    | 3,55   | 854 8   |
|  |     | 295/o 310/o 325/o 340/xxo 355/xxo 370/xx- |            |    |          |    |         |        |         |
| 6.                                     |     | Jiří BURDA                                | 15.9.1967  | CZE   | M50      |    | 4,30    | 3,55   | 806 7   |
|  |     | 355/o 370/xxx                             |            |    |          |    |         |        |         |
| 7.                                     |     | Christopher SCHIEFERMAYER                 | 7.12.1966  | AUT   | M50      |    | 4,17    | 3,40   | 772 6   |
|  |     | 325/o 340/o 355/xxx                       |            |    |          |    |         |        |         |
| 8.                                     |     | Andreas MEIER                             | 12.5.1973  | SUI   | M40      |    | 3,85    | 3,40   | 687 5   |
|  |     | 310/o 325/o 340/o 355/xxx                 |            |    |          |    |         |        |         |
| 9.                                     |     | Mišo MATIJEVIČ                            | 27.4.1971  | SLO   | M45      |    | 3,78    | 3,25   | 669 4   |
|  |     | 295/xo 310/o 325/o 340/xxx                |            |    |          |    |         |        |         |
| 10.                                    |     | Željko VRBANC                             | 8.1.1957   | CRO   | M60      |    | 3,77    | 2,65   | 666 3   |
|  |     | 250/o 265/xo 280/xxx                      |            |    |          |    |         |        |         |
| 11.                                    |     | Lovis FRIESS                              | 15.10.1975 | SUI   | M40      |    | 3,54    | 3,25   | 606 2   |
|  |     | 310/xo 325/xxo                            |            |   |          |    |         |        |         |
| 12.                                    |     | Krešimir KOŠIĆ                            | 6.7.1972   | CRO   | M45      |    | 2,35    | 2,05   | 299 1   |
|  |     | 175/o 190/- 205/o                         |            |  |          |    |         |        |         |

## Results

## Shot Put Men

| Rank     | Bib   | Athlete         | Y          | Country | Category | NC    | Age res | Result       | Points       |
|----------|-------|-----------------|------------|---------|----------|-------|---------|--------------|--------------|
| Shot Put | Men   | Men             |            |         |          |       |         |              | Start: 15:15 |
| 1.       |       | Stipo KNEZ      | 3.1.1949   | CRO     | M65      |       | 17,94   | 12,45 5kg    | 998 12       |
|          | 11,28 | 12,37           | x          | 12,13   | 12,45    | x     |         |              |              |
| 2.       |       | Miki PRSTEC     | 28.7.1956  | SLO     | M60      |       | 17,91   | 14,10 5kg    | 996 11       |
|          | 13,45 | 13,72           | x          | 14,10   | x        | 13,80 |         |              |              |
| 3.       |       | Bedřich RECHKA  | 16.12.1950 | CZE     | M65      |       | 17,88   | 12,89 5kg    | 995 10       |
|          | 12,40 | x               | 12,35      | x       | 12,89    | x     |         |              |              |
| 4.       |       | Zsolt VARGA     | 20.5.1972  | HUN     | M45      |       | 17,81   | 14,82 7,26kg | 990 9        |
|          | 14,68 | 14,58           | x          | x       | 14,50    | 14,82 |         |              |              |
| 5.       |       | Walter KRIFKA   | 16.12.1936 | AUT     | M80      |       | 16,93   | 11,25 3kg    | 938 8        |
|          | 10,23 | 11,25           | x          | 10,06   | 10,96    | x     |         |              |              |
| 6.       |       | Pavel TAIBR     | 13.8.1956  | CZE     | M60      |       | 16,84   | 13,26 5kg    | 933 7        |
|          | 11,68 | 12,74           | x          | 12,22   | 12,84    | 13,26 |         |              |              |
| 7.       |       | Attila BOSÁK    | 17.2.1960  | HUN     | M55      |       | 16,78   | 12,74 6kg    | 929 6        |
|          | 12,74 | 12,61           | 12,63      | 12,21   | x        | 12,17 |         |              |              |
| 8.       |       | Marko SLUGA     | 22.7.1935  | SLO     | M80      |       | 16,44   | 10,42 3kg    | 909 5        |
|          | 9,79  | 10,12           | 10,22      | 10,29   | x        | 10,42 |         |              |              |
| 9.       |       | Helmut LANG     | 14.8.1940  | AUT     | M75      |       | 15,58   | 10,70 4kg    | 858 4        |
|          | x     | 10,35           | 10,14      | 10,58   | 10,70    | -     |         |              |              |
| 10.      |       | Damir JAKOBOVIĆ | 24.5.1966  | CRO     | M50      |       | 15,29   | 12,83 6kg    | 841 3        |
|          | 12,73 | 11,75           | x          | 12,83   | x        | x     |         |              |              |
| 11.      |       | Eric BOHNER     | 6.8.1955   | SUI     | M60      |       | 13,28   | 10,27 5kg    | 722 2        |
|          | 9,99  | 10,27           | 10,12      | x       | 10,20    | x     |         |              |              |
| 12.      |       | Lovis FRIESS    | 15.10.1975 | SUI     | M40      |       | 10,75   | 9,51 7,26kg  | 572 1        |
|          | 9,12  | x               | x          | 9,51    | x        | -     |         |              |              |



## Results

## Discus Men

| Rank   | Bib | Athlete             | Y          | Country   | Category | NC | Age res | Result      | Points       |
|--------|-----|---------------------|------------|---|----------|----|---------|-------------|--------------|
| Discus | Men | Men                 |            |   |          |    |         |             | Start: 17:20 |
| 1.     |     | Helmut LANG         | 14.8.1940  | AUT    | M75      |    | 57,27   | 37,74 1kg   | 1010 12      |
|        |     | x 36,35 37,13 35,34 |            | x 37,74   |          |    |         |             |              |
| 2.     |     | Miloš GRÝC          | 7.5.1949   | CZE    | M65      |    | 55,21   | 44,81 1kg   | 972 11       |
|        |     | x 44,52             |            | x 43,78 44,81 42,30   |          |    |         |             |              |
| 3.     |     | Janče STANIČ        | 19.5.1940  | SLO    | M75      |    | 54,86   | 36,15 1kg   | 966 10       |
|        |     | 29,18 31,10 30,10   |            | x 36,15 30,00   |          |    |         |             |              |
| 4.     |     | Ottó BENCZENLEITNER | 24.11.1966 | HUN    | M50      |    | 54,27   | 53,12 1,5kg | 955 9        |
|        |     | 50,77 53,12         |            | x - -   |          |    |         |             |              |
| 5.     |     | Jiří ŠOLAR          | 13.6.1954  | CZE    | M60      |    | 53,24   | 47,40 1kg   | 936 8        |
|        |     | 47,40 46,54         |            | x 47,10 47,12 42,51   |          |    |         |             |              |
| 6.     |     | Stipo KNEZ          | 3.1.1949   | CRO    | M65      |    | 48,92   | 39,70 1kg   | 857 7        |
|        |     | 36,46 39,70         |            | x 36,18 38,34 37,40   |          |    |         |             |              |
| 7.     |     | Adi VIDMAJER        | 7.1.1942   | SLO    | M75      |    | 47,78   | 33,34 1kg   | 836 6        |
|        |     | 32,77 30,37 33,34   |            | 31,32 x   |          |    |         |             |              |
| 8.     |     | Mihály FÖLDI        | 22.3.1950  | HUN    | M65      |    | 46,85   | 38,74 1kg   | 819 5        |
|        |     | x 32,89 38,74       |            | x 34,92 36,07   |          |    |         |             |              |
| 9.     |     | David ERARD         | 18.3.1976  | SUI    | M40      |    | 45,22   | 40,30 2kg   | 790 4        |
|        |     | 39,82 40,30 38,58   |            | x 37,34   |          |    |         |             |              |
| 10.    |     | Walter KRIFKA       | 16.12.1936 | AUT    | M80      |    | 44,22   | 26,90 1kg   | 771 3        |
|        |     | 24,40               |            | x x 26,90   |          |    |         |             |              |
| 11.    |     | Damir JAKOBOVIĆ     | 24.5.1966  | CRO   | M50      |    | 39,61   | 38,11 1,5kg | 687 2        |
|        |     | 33,06 34,83 33,67   |            | 32,56 38,11 37,73   |          |    |         |             |              |
| 12.    |     | Eric BOHNER         | 6.8.1955   | SUI  | M60      |    | 33,20   | 30,10 1kg   | 571 1        |
|        |     | 27,91 30,05 29,66   |            | x 30,10   |          |    |         |             |              |

## Results

## Javelin Men



| Rank    | Bib | Athlete                             | Y          | Country | Category | NC | Age res | Result     | Points       |
|---------|-----|-------------------------------------|------------|---------|----------|----|---------|------------|--------------|
| Javelin | Men | Men                                 |            |         |          |    |         |            | Start: 16:00 |
| 1.      |     | Pál KISS                            | 22.3.1960  | HUN     | M55      |    | 68,18   | 48,87 700g | 933 12       |
|         |     | 48,87 46,95 48,26 45,15 x 48,56     |            |         |          |    |         |            |              |
| 2.      |     | Igor TRATNIK                        | 11.5.1947  | SLO     | M70      |    | 66,22   | 39,42 500g | 906 11       |
|         |     | 38,01 38,00 39,42 38,31 35,59 x     |            |         |          |    |         |            |              |
| 3.      |     | Vladimir SRB                        | 1.9.1951   | CZE     | M65      |    | 65,93   | 42,21 600g | 902 10       |
|         |     | 34,03 38,56 42,21 33,87 x           |            |         |          |    |         |            |              |
| 4.      |     | Dušan KOREN                         | 7.5.1955   | SLO     | M60      |    | 61,25   | 41,58 600g | 835 9        |
|         |     | 39,69 41,58 x x x                   |            |         |          |    |         |            |              |
| 5.      |     | Christopher SCHIEFERMAYER           | 7.12.1966  | AUT     | M50      |    | 60,27   | 49,09 700g | 821 8        |
|         |     | 48,12 47,82 47,69 x 49,09 x         |            |         |          |    |         |            |              |
| 6.      |     | Pavel TAIBR                         | 13.8.1956  | CZE     | M60      |    | 55,31   | 38,32 600g | 751 7        |
|         |     | 36,02 37,87 x 37,72 38,32 x         |            |         |          |    |         |            |              |
| 7.      |     | Milán HEGEDŰS                       | 9.9.1970   | HUN     | M45      |    | 53,52   | 44,92 800g | 726 6        |
|         |     | x 44,75 36,88 40,14 41,73 44,92     |            |         |          |    |         |            |              |
| 8.      |     | Horst BINNA                         | 12.3.1967  | AUT     | M50      |    | 53,44   | 43,53 700g | 725 5        |
|         |     | 43,42 43,08 43,53 x - -             |            |         |          |    |         |            |              |
| 9.      |     | Goran JAVOREK                       | 4.9.1974   | CRO     | M40      |    | 52,87   | 47,19 800g | 717 4        |
|         |     | 47,19 44,02 42,12 42,35 38,66 42,65 |            |         |          |    |         |            |              |
| 10.     |     | Walter SCHAAD                       | 22.10.1960 | SUI     | M55      |    | 52,50   | 38,42 700g | 712 3        |
|         |     | 34,96 38,42 38,25 - - -             |            |         |          |    |         |            |              |
| 11.     |     | Željko VRBANC                       | 8.1.1957   | CRO     | M60      |    | 43,91   | 31,06 600g | 591 2        |
|         |     | 27,42 27,49 31,06 29,00 28,97 x     |            |         |          |    |         |            |              |
| 12.     |     | Andreas MEIER                       | 12.5.1973  | SUI     | M40      |    | 38,37   | 33,24 800g | 513 1        |
|         |     | 33,24 33,01 31,66 30,66 30,73 29,51 |            |         |          |    |         |            |              |

## Results

## Hammer Men

| Rank                        | Bib | Athlete                 | Y          | Country   | Category | NC | Age res | Result       | Points  |
|-----------------------------|-----|-------------------------|------------|---|----------|----|---------|--------------|---------|
| Hammer Men Men Start: 14:15 |     |                         |            |   |          |    |         |              |         |
| 1.                          |     | Heimo VIERTBAUER        | 6.11.1943  | AUT    | M70      |    | 78,82   | 50,20 4kg    | 1176 12 |
|                             |     | 47,04 45,03 48,97 47,26 |            | x 50,20   |          |    |         |              |         |
| 2.                          |     | Adi VIDMAJER            | 7.1.1942   | SLO    | M75      |    | 75,11   | 45,55 4kg    | 1119 11 |
|                             |     | 40,58 45,55 43,75       |            | x x   |          |    |         |              |         |
| 3.                          |     | Gottfried GASSENBAUER   | 17.8.1958  | AUT    | M55      |    | 75,04   | 52,05 6kg    | 1118 10 |
|                             |     | 50,18 x x               |            | 50,81 49,29 52,05   |          |    |         |              |         |
| 4.                          |     | János BELHÁZI           | 6.2.1937   | HUN    | M80      |    | 62,17   | 33,33 3kg    | 920 9   |
|                             |     | x 31,45 33,00           |            | 33,18 33,33 33,10   |          |    |         |              |         |
| 5.                          |     | Petr SUCHOMEL           | 23.10.1967 | CZE    | M45      |    | 58,58   | 43,33 7,26kg | 865 8   |
|                             |     | x 42,99 43,33           |            | x x   |          |    |         |              |         |
| 6.                          |     | Tibor HEVESSY           | 17.11.1957 | HUN    | M55      |    | 54,83   | 38,03 6kg    | 808 7   |
|                             |     | 38,03 36,76             |            | x x 37,86   |          |    |         |              |         |
| 7.                          |     | Vladimir HORÁK          | 6.6.1939   | CZE    | M75      |    | 54,43   | 30,11 4kg    | 802 6   |
|                             |     | 30,11 29,44             |            | x 26,81   |          |    |         |              |         |
| 8.                          |     | Janče STANIČ            | 19.5.1940  | SLO    | M75      |    | 51,15   | 29,15 4kg    | 752 5   |
|                             |     | 29,15 28,16             |            | x 28,10 27,32 27,54   |          |    |         |              |         |
| 9.                          |     | Branko TODORVIĆ         | 12.8.1958  | CRO    | M55      |    | 49,92   | 34,63 6kg    | 733 4   |
|                             |     | 30,78 31,97 34,59       |            | 32,83 34,63 31,40   |          |    |         |              |         |
| 10.                         |     | David ERARD             | 18.3.1976  | SUI   | M40      |    | 43,70   | 38,07 7,26kg | 638 3   |
|                             |     | 37,53 35,83             |            | x 38,07 36,36   |          |    |         |              |         |
| 11.                         |     | Mladen SRAGA            | 28.9.1964  | CRO  | M50      |    | 42,89   | 34,66 6kg    | 626 2   |
|                             |     | 34,66 33,70 32,87       |            | x 34,13 34,50   |          |    |         |              |         |
| 12.                         |     | Pino PILOTTO            | 17.5.1952  | SUI  | M65      |    | 39,96   | 27,27 5kg    | 581 1   |
|                             |     | 26,43 25,00             |            | x 27,27 x 26,60   |          |    |         |              |         |

## 4 x 100 m Men

| Rank                           | BIB | Country  | Result |
|--------------------------------|-----|--|--------|
| 4 x 100 m Men Men Start: 17:20 |     |  |        |
| 1.                             |     |  Austria<br><i>Alfred Stummer (62), Edi Gonaus (70), Christopher Schiefermayer (66), Wolfgang Göschl (64)</i> | 47,92  |
| 2.                             |     |  Hungary<br><i>János Horváth (55), Sándor Béres (70), János Lisztóczki (72), Péter Kolai (69)</i>             | 49,03  |
| 3.                             |     |  Switzerland<br><i>Walter Vonlaufen (60), Stephan Zulauf (59), Peter Zillig (70), David Erard (76)</i>        | 49,19  |
| 4.                             |     |  Croatia<br><i>Franjo Dujic (68), Kruno Ledić (64), Robert Lavrenčak (65), Berislav Zetić (61)</i>            | 49,99  |
| 5.                             |     |  Czech Republic<br><i>Jiří Urban (55), Pavel Fleischmann (63), Jiří Burda (67), Zdeněk Pech (66)</i>          | 50,25  |
| 6.                             |     |  Slovenia<br><i>Aljaž Klarič (76), Marko Božiček (62), Mišo Matijević (71), Zdravko Mauko (56)</i>            | 50,47  |

## Ekipno / Team score Women

| Rank | Klub                   | Ukupno | 100m | 400m | 1500m | Dalj | Vis  | Kugla | Disk | Koplje | Kladivo | 4x100m |  |  |  |  |  |  |  |  |  |  |  |
|------|------------------------|--------|------|------|-------|------|------|-------|------|--------|---------|--------|--|--|--|--|--|--|--|--|--|--|--|
| 1.   | AUSTRIA, Austrija      | 173,5  | 17   | 15   | 21    | 18,5 | 15   | 23    | 21   | 14     | 19      | 10     |  |  |  |  |  |  |  |  |  |  |  |
| 2.   | CZECH REPUBLIC, Češka  | 151    | 17   | 23   | 21    | 10,5 | 6    | 12,5  | 17   | 20     | 12      | 12     |  |  |  |  |  |  |  |  |  |  |  |
| 3.   | HUNGARY, Madžarska     | 126,5  | 10   | 7    | 9     | 18   | 20,5 | 16    | 13   | 17     | 10      | 6      |  |  |  |  |  |  |  |  |  |  |  |
| 4.   | SLOVENIA, Slovenija    | 110,5  | 7    | 16   | 13    | 14   | 21,5 | 10    | 9    | 7      | 9       | 4      |  |  |  |  |  |  |  |  |  |  |  |
| 5.   | CROATIA, Hrvatska      | 100,5  | 23   | 14   | 11    | 13   | 8    | 6,5   | 6    | 5      | 6       | 8      |  |  |  |  |  |  |  |  |  |  |  |
| 6.   | SWITZERLAND, Švicarska | 77     | 4    | 2    |       | 4    | 6    | 10    | 12   | 15     | 22      | 2      |  |  |  |  |  |  |  |  |  |  |  |

## Ekipno / Team score Men

| Rank | Klub                   | Ukupno | 100m | 400m | 1500m | Dalj | Vis | Troskok | Motka | Kugla | Disk | Koplje | Kladivo | 4x100m |  |  |  |  |  |  |  |  |  |
|------|------------------------|--------|------|------|-------|------|-----|---------|-------|-------|------|--------|---------|--------|--|--|--|--|--|--|--|--|--|
| 1.   | HUNGARY, Madžarska     | 192    | 16   | 20   | 19    | 16   | 8   | 21      | 19    | 15    | 14   | 18     | 16      | 10     |  |  |  |  |  |  |  |  |  |
| 2.   | AUSTRIA, Austrija      | 190    | 19   | 15   | 13    | 20   | 18  | 15      | 16    | 12    | 15   | 13     | 22      | 12     |  |  |  |  |  |  |  |  |  |
| 3.   | CZECH REPUBLIC, Češka  | 177    | 16   | 15   | 21    | 7    | 11  | 17      | 19    | 17    | 19   | 17     | 14      | 4      |  |  |  |  |  |  |  |  |  |
| 4.   | SLOVENIA, Slovenija    | 156    | 4    | 9    | 13    | 16   | 23  | 8       | 13    | 16    | 16   | 20     | 16      | 2      |  |  |  |  |  |  |  |  |  |
| 5.   | CROATIA, Hrvatska      | 100,5  | 12   | 4    | 8     | 11   | 8,5 | 11      | 4     | 15    | 9    | 6      | 6       | 6      |  |  |  |  |  |  |  |  |  |
| 6.   | SWITZERLAND, Švicarska | 83,5   | 11   | 15   | 3     | 8    | 9,5 | 6       | 7     | 3     | 5    | 4      | 4       | 8      |  |  |  |  |  |  |  |  |  |

## Ekipni poredak   sveukupno   muški i žene

| Mjesto | Klub                          | Bodovi | Broj osvojenih mjesta |   |   |   |   |   |   |   |   |    |    |    |    |    |    |  |  |
|--------|-------------------------------|--------|-----------------------|---|---|---|---|---|---|---|---|----|----|----|----|----|----|--|--|
|        |                               |        | 1                     | 2 | 3 | 4 | 5 | 6 | 7 | 8 | 9 | 10 | 11 | 12 | 13 | 14 | 15 |  |  |
| 1.     | <i>AUSTRIA, Austrija</i>      | 363,5  | 7                     | 6 | 7 | 1 | 9 | 4 | 1 | 4 | 1 | 2  |    |    |    |    |    |  |  |
| 2.     | <i>CZECH REPUBLIC, Češka</i>  | 328    | 6                     | 3 | 3 | 6 | 8 | 5 | 2 | 2 | 4 | 1  | 2  |    |    |    |    |  |  |
| 3.     | <i>HUNGARY, Mađarska</i>      | 318,5  | 4                     | 4 | 6 | 6 | 3 | 5 | 6 | 1 | 2 | 2  |    | 3  |    |    |    |  |  |
| 4.     | <i>SLOVENIA, Slovenija</i>    | 266,5  | 2                     | 5 | 3 | 4 | 2 | 3 | 6 | 6 | 2 | 4  | 3  | 2  |    |    |    |  |  |
| 5.     | <i>CROATIA, Hrvatska</i>      | 201    | 2                     | 2 | 2 | 2 |   | 4 | 1 | 5 | 7 | 5  | 9  | 3  |    |    |    |  |  |
| 6.     | <i>SWITZERLAND, Švicarska</i> | 160,5  | 1                     | 2 | 2 | 2 |   | 2 | 3 | 3 | 4 | 5  | 5  | 8  |    |    |    |  |  |

## Najbolji atletičar po IAAF tablicama Women

|     |                       |      |     |                        |                 |        |         |        |
|-----|-----------------------|------|-----|------------------------|-----------------|--------|---------|--------|
| 1.  | Marianne MAIER        | 1942 | AUT | Austria, Austrija      | Bacanje kugle   | 3kg    | 9,89    | 1227   |
| 2.  | Marianne MAIER        | 1942 | AUT | Austria, Austrija      | Skok u dalj     | +1,2   | 3,65    | 1149   |
| 3.  | Stanka PREZELJ        | 1952 | SLO | Slovenia, Slovenija    | Skok u vis      |        | 1,28    | 1101   |
| 4.  | Renata NOVOSEL        | 1967 | CRO | Croatia, Hrvatska      | Skok u dalj     | +1,2   | 5,18    | 1088   |
| 5.  | Berta TISCHLINGER     | 1934 | AUT | Austria, Austrija      | Bacanje kugle   | 2kg    | 7,98    | 1086   |
| 6.  | Kitty VADÁSZ          | 1973 | HUN | Hungary, Madžarska     | Skok u vis      |        | 1,60    | 1052   |
| 7.  | Mária GOSZTOLAI       | 1947 | HUN | Hungary, Madžarska     | Bacanje kugle   | 3kg    | 9,50    | 1036   |
| 8.  | Heidi GRABER          | 1943 | SUI | Switzerland, Švicarska | Bacanje kugle   | 3kg    | 8,34    | 1028   |
| 9.  | 5 Miriam STEWARTOVÁ   | 1964 | CZE | Czech Republic, Češka  | 1500 m          |        | 5:18,93 | 997    |
| 10. | Margaritha DÄHLER     | 1947 | SUI | Switzerland, Švicarska | Bacanje kladiwa | 3kg    | 33,20   | 990    |
| 11. | Renata NOVOSEL        | 1967 | CRO | Croatia, Hrvatska      | 100 m           | -0,4   | 13,47   | 990    |
| 12. | Sonja DOŠEN ČULIĆ     | 1964 | CRO | Croatia, Hrvatska      | 100 m           | +0,3   | 13,92   | 988    |
| 13. | Jarmila KLIMEŠOVÁ     | 1947 | CZE | Czech Republic, Češka  | Bacanje koplja  | 400g   | 26,96   | 987    |
| 14. | Katalin DEÁK          | 1968 | HUN | Hungary, Madžarska     | Skok u dalj     | -0,6   | 4,78    | 981    |
| 15. | Jarmila KLIMEŠOVÁ     | 1947 | CZE | Czech Republic, Češka  | Bacanje kugle   | 3kg    | 8,88    | 966    |
| 16. | Katalin DEÁK          | 1968 | HUN | Hungary, Madžarska     | Skok u vis      |        | 1,44    | 965    |
| 17. | Marjeta ČAD           | 1948 | SLO | Slovenia, Slovenija    | Skok u vis      |        | 1,12    | 965    |
| 18. | 2 Michaela ZWERTGER   | 1966 | AUT | Austria, Austrija      | 1500 m          |        | 5:18,29 | 962    |
| 19. | Chantal DUELLI        | 1979 | AUT | Austria, Austrija      | Skok u vis      |        | 1,60    | 955    |
| 20. | Denisa SEVEROVÁ       | 1976 | CZE | Czech Republic, Češka  | 400 m           |        | 1:01,10 | 953    |
| 21. | Sabrina PLAMMER       | 1954 | AUT | Austria, Austrija      | Bacanje kladiwa | 3kg    | 37,33   | 949    |
| 22. | Christina BAUMGARTNER | 1959 | AUT | Austria, Austrija      | Skok u vis      |        | 1,28    | 945    |
| 23. | Mägy DUSS             | 1958 | SUI | Switzerland, Švicarska | Bacanje kladiwa | 3kg    | 40,82   | 939    |
| 24. | Mojca BREGANSKI       | 1969 | SLO | Slovenia, Slovenija    | Skok u dalj     | +0,1   | 4,74    | 938    |
| 25. | 1 Margit RACZ         | 1965 | AUT | Austria, Austrija      | 1500 m          |        | 5:26,76 | 930    |
| 26. | Mojca BREGANSKI       | 1969 | SLO | Slovenia, Slovenija    | Skok u vis      |        | 1,44    | IK 926 |
| 27. | Margaritha DÄHLER     | 1947 | SUI | Switzerland, Švicarska | Skok u vis      |        | 1,08    | 926    |
| 28. | Barbara HEIDINGER     | 1955 | AUT | Austria, Austrija      | 100 m           | +0,3   | 15,45   | 921    |
| 29. | Réka RÁCZ             | 1979 | HUN | Hungary, Madžarska     | Skok u dalj     | +0,5   | 5,20    | 921    |
| 30. | Jitka BOČKAYOVÁ       | 1975 | CZE | Czech Republic, Češka  | 100 m           | +0,3   | 13,17   | 916    |
| 31. | Irena VLAHINIĆ        | 1976 | CRO | Croatia, Hrvatska      | Skok u vis      |        | 1,52    | 916    |
| 32. | Magdolna BENES        | 1954 | HUN | Hungary, Madžarska     | Bacanje kladiwa | 3kg    | 35,77   | 908    |
| 33. | Heidi GRABER          | 1943 | SUI | Switzerland, Švicarska | Bacanje koplja  | 400g   | 22,12   | 907    |
| 34. | Marjeta ČAD           | 1948 | SLO | Slovenia, Slovenija    | Bacanje kugle   | 3kg    | 8,36    | 907    |
| 35. | Zuzana PUMPRLOVÁ      | 1960 | CZE | Czech Republic, Češka  | Skok u vis      |        | 1,28    | 907    |
| 36. | Mária GOSZTOLAI       | 1947 | HUN | Hungary, Madžarska     | Bacanje diska   | 1kg    | 25,41   | 903    |
| 37. | Jaroslava VANĚČKOVÁ   | 1977 | CZE | Czech Republic, Češka  | Skok u dalj     | +1,3   | 5,01    | 903    |
| 38. | Renate SCHADEN        | 1939 | AUT | Austria, Austrija      | Skok u dalj     | -      | 2,72    | 903    |
| 39. | Klára KOLLMANN        | 1959 | HUN | Hungary, Madžarska     | Bacanje kugle   | 3kg    | 10,27   | 888    |
| 40. | Berta TISCHLINGER     | 1934 | AUT | Austria, Austrija      | Bacanje diska   | 0,75kg | 17,56   | 883    |
| 41. | Ágnes BENCZENLEITNER  | 1973 | HUN | Hungary, Madžarska     | Bacanje koplja  | 600g   | 40,26   | 883    |
| 42. | Ivana JICHOVÁ         | 1968 | CZE | Czech Republic, Češka  | 400 m           |        | 1:09,02 | 873    |
| 43. | Zvonka BLATNIK        | 1961 | SLO | Slovenia, Slovenija    | 400 m           |        | 1:12,24 | 870    |
| 44. | Nataša LUKIĆ          | 1969 | CRO | Croatia, Hrvatska      | Skok u vis      |        | 1,36    | 859    |
| 45. | 7 Libuše VLACHYNSKA   | 1962 | CZE | Czech Republic, Češka  | 1500 m          |        | 5:50,03 | 854    |
| 46. | Štěpánka GOTTVALDOVÁ  | 1972 | CZE | Czech Republic, Češka  | 100 m           | -0,4   | 13,87   | 846    |
| 47. | Christa NIGG          | 1966 | AUT | Austria, Austrija      | 100 m           | -0,4   | 14,56   | 843    |

|      |                 |      |     |                        |                 |      |         |     |
|------|-----------------|------|-----|------------------------|-----------------|------|---------|-----|
| 97.  | Sabina KREBELJ  | 1976 | SLO | Slovenija, Slovenija   | Bacanje kladiwa | 4kg  | 28,40   | 506 |
| 98.  | Sandra ŠARIĆ    | 1968 | CRO | Croatia, Hrvatska      | Bacanje kladiwa | 4kg  | 23,96   | 493 |
| 99.  | Mojca BREGANSKI | 1969 | SLO | Slovenija, Slovenija   | Bacanje koplja  | 600g | 21,70   | 491 |
| 100. | Sandra ŠARIĆ    | 1968 | CRO | Croatia, Hrvatska      | Bacanje diska   | 1kg  | 21,74   | 487 |
| 101. | Erika LACZA     | 1967 | HUN | Hungary, Madžarska     | Bacanje kladiwa | 3kg  | 24,84   | 482 |
| 102. | Emília SZŐKE    | 1962 | HUN | Hungary, Madžarska     | Bacanje diska   | 1kg  | 19,12   | 478 |
| 103. | Iva MOHAR       | 1939 | SLO | Slovenija, Slovenija   | 100 m           | +0,3 | 22,35   | 477 |
| 104. | Melanie FRICK   | 1973 | SUI | Switzerland, Švicarska | 400 m           |      | 1:21,23 | 431 |
| 105. | Melanie FRICK   | 1973 | SUI | Switzerland, Švicarska | 100 m           | -0,4 | 17,12   | 358 |

## Najbolji atletičar po IAAF tablicama Men

|     |                       |      |     |                        |                 |        |         |      |
|-----|-----------------------|------|-----|------------------------|-----------------|--------|---------|------|
| 1.  | Heimo VIERTBAUER      | 1943 | AUT | Austria, Austrija      | Bacanje kladiwa | 4kg    | 50,20   | 1176 |
| 2.  | Dušan PREZELJ         | 1949 | SLO | Slovenija, Slovenija   | Skok u vis      |        | 1,58    | 1161 |
| 3.  | Ivo STRNAD            | 1951 | CZE | Czech Republic, Češka  | Skok s motkom   |        | 3,55    | 1154 |
| 4.  | Adi VIDMAJER          | 1942 | SLO | Slovenija, Slovenija   | Bacanje kladiwa | 4kg    | 45,55   | 1119 |
| 5.  | Gottfried GASSENBAUER | 1958 | AUT | Austria, Austrija      | Bacanje kladiwa | 6kg    | 52,05   | 1118 |
| 6.  | Alfred STUMMER        | 1962 | AUT | Austria, Austrija      | Troskok         | +0,5   | 12,41   | 1045 |
| 7.  | István KÖRÖSI         | 1950 | HUN | Hungary, Madžarska     | Troskok         | +0,1   | 10,39   | 1019 |
| 8.  | Helmut LANG           | 1940 | AUT | Austria, Austrija      | Bacanje diska   | 1kg    | 37,74   | 1010 |
| 9.  | Alfred STUMMER        | 1962 | AUT | Austria, Austrija      | Skok u dalj     | +1,3   | 5,64    | 1008 |
| 10. | Jiří URBAN            | 1955 | CZE | Czech Republic, Češka  | 100 m           | +0,8   | 12,81   | 999  |
| 11. | Stipo KNEZ            | 1949 | CRO | Croatia, Hrvatska      | Bacanje kugle   | 5kg    | 12,45   | 998  |
| 12. | Miki PRSTEC           | 1956 | SLO | Slovenija, Slovenija   | Bacanje kugle   | 5kg    | 14,10   | 996  |
| 13. | Zoltán KURUNCZI       | 1938 | HUN | Hungary, Madžarska     | Skok s motkom   |        | 2,50    | 996  |
| 14. | Bedřich RECHKA        | 1950 | CZE | Czech Republic, Češka  | Bacanje kugle   | 5kg    | 12,89   | 995  |
| 15. | Zsolt VARGA           | 1972 | HUN | Hungary, Madžarska     | Bacanje kugle   | 7,26kg | 14,82   | 990  |
| 16. | Valter MOLJK          | 1940 | SLO | Slovenija, Slovenija   | Skok u vis      |        | 1,26    | 975  |
| 17. | Edi GONAUS            | 1970 | AUT | Austria, Austrija      | 100 m           | +0,5   | 11,67   | 974  |
| 18. | János LISZTÓCZKI      | 1972 | HUN | Hungary, Madžarska     | 400 m           |        | 52,80   | 972  |
| 19. | Miloš GRYC            | 1949 | CZE | Czech Republic, Češka  | Bacanje diska   | 1kg    | 44,81   | 972  |
| 20. | Milosav ŠIMŠIĆ        | 1960 | SLO | Slovenija, Slovenija   | Skok u dalj     | +0,7   | 5,36    | 971  |
| 21. | Gunter GASPAR         | 1966 | AUT | Austria, Austrija      | Skok u vis      |        | 1,78    | 967  |
| 22. | Janče STANIČ          | 1940 | SLO | Slovenija, Slovenija   | Bacanje diska   | 1kg    | 36,15   | 966  |
| 23. | Ivo STRNAD            | 1951 | CZE | Czech Republic, Češka  | Skok u vis      |        | 1,46    | 958  |
| 24. | Ottó BENCZENLEITNER   | 1966 | HUN | Hungary, Madžarska     | Bacanje diska   | 1,5kg  | 53,12   | 955  |
| 25. | 15 András TELEK       | 1960 | HUN | Hungary, Madžarska     | 1500 m          |        | 4:43,43 | 954  |
| 26. | Walter KRIFKA         | 1936 | AUT | Austria, Austrija      | Bacanje kugle   | 3kg    | 11,25   | 938  |
| 27. | Jiří ŠOLAR            | 1954 | CZE | Czech Republic, Češka  | Bacanje diska   | 1kg    | 47,40   | 936  |
| 28. | Sándor BÉRES          | 1970 | HUN | Hungary, Madžarska     | Troskok         | +0,2   | 12,83   | 934  |
| 29. | Pál KISS              | 1960 | HUN | Hungary, Madžarska     | Bacanje koplja  | 700g   | 48,87   | 933  |
| 30. | Pavel TAIBR           | 1956 | CZE | Czech Republic, Češka  | Bacanje kugle   | 5kg    | 13,26   | 933  |
| 31. | Berislav ZETIĆ        | 1961 | CRO | Croatia, Hrvatska      | Skok u dalj     | +0,7   | 5,37    | 931  |
| 32. | Peter ZILLIG          | 1970 | SUI | Switzerland, Švicarska | 400 m           |        | 54,31   | 930  |
| 33. | Attila BOSÁK          | 1960 | HUN | Hungary, Madžarska     | Bacanje kugle   | 6kg    | 12,74   | 929  |
| 34. | Wolfgang GÖSCHL       | 1964 | AUT | Austria, Austrija      | 400 m           |        | 56,86   | 923  |
| 35. | János BELHÁZI         | 1937 | HUN | Hungary, Madžarska     | Bacanje kladiwa | 3kg    | 33,33   | 920  |
| 36. | Hans MIEKAUTSCH       | 1937 | AUT | Austria, Austrija      | Skok u vis      |        | 1,18    | 914  |
| 37. | János HORVÁTH         | 1955 | HUN | Hungary, Madžarska     | Skok u dalj     | +1,1   | 4,87    | 913  |